

# LED EMERGENCY BULKHEAD - SELF TEST



DATA SHEET

The B4L is energy efficient due to its low power consumption and follows a traditional design. The B4L comes with self-test as standard and is easy to install.

230V

LED

IP65

1 YEAR  
GUARANTEE

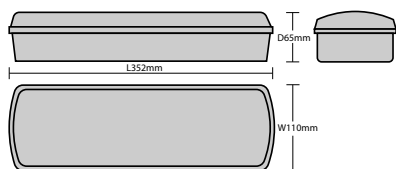


Hinged gear tray for easy installation

Traditional design suitable for retrofit projects

Self test version resulting in reduced labour costs and maintenance time

## Dimensions



## Specification

<b>Input Voltage:</b>	230V, 50Hz
<b>Total Wattage:</b>	5.5W
<b>Lamp Wattage:</b>	3W
<b>Emergency Duration:</b>	3hrs
<b>Mode of Operation:</b>	Maintained / Non-maintained
<b>Working Temperature:</b>	0°C - 40°C
<b>Tested To:</b>	BS EN 60598-2-22: 2014
<b>Material:</b>	Polycarbonate housing and prismatic diffuser
<b>Emergency Lumen Output:</b>	120lm

Version 1. 11/2019



ESSENTIALS





BLE LIGHTING AND POWER LTD  
Unit 3, Drake Business Park  
Drake House Crescent, Sheffield, S20 7HT

T: 01246 432325 F: 01246 432324  
E: sales@blelighting.co.uk  
www.blelighting.co.uk

## Additional Information

- Healthy charge indicator
- 24 hour recharge time
- 3.6V 1.5Ah NiCD Battery
- Low Power consumption
- Surface mounted
- Easy install hinged gear tray
- Self test as standard - complies to BS EN 50172

Code	Description	Dimensions (L x W x D mm)
B4L/LED/M3/SG	LED Emergency Bulkhead - Self Test	352 x 110 x 65
B1L/LG	Legend	
B1L/LG/ISO	Legend - ISO	

PRODUCT REFERENCE	MOUNTING HEIGHT (M)	TRANSVERSE TO WALL (M) 		TRANSVERSE SPACING (M) 		AXIAL TO WALL (M) 		AXIAL SPACING (M) 	
		0.5 LUX	1 LUX	0.5 LUX	1 LUX	0.5 LUX	1 LUX	0.5 LUX	1 LUX
B4L/LED/M3/SG	2.50	1.90	1.70	5.70	5.30	2.00	1.30	5.70	4.20
	4.00	1.50	N/A	5.30	3.70	1.60	N/A	5.20	N/A

Version 1. 11/2019



ESSENTIALS

BLE LIGHTING AND POWER LTD  
Unit 3, Drake Business Park  
Drake House Crescent, Sheffield, S20 7HT

T: 01246 432325 F: 01246 432324  
E: sales@blelighting.co.uk  
www.blelighting.co.uk