

HORIZON LED EMERGENCY SLAVE BULKHEAD



DATA SHEET

This LED Surface Mounted Emergency Slave Bulkhead offers a modern and contemporary design and is manufactured in Europe. An optional recessing kit and drop legend are available making this a versatile fitting.

24V

50V

110V

230V

LED

IP65

2 YEAR
GUARANTEE

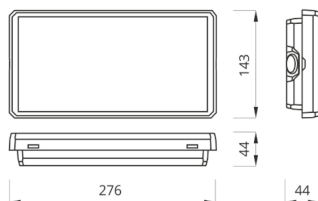


Modern and contemporary design

Clear plexiglass diffuser for improved light output

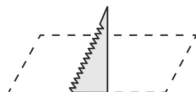
Designed for use with central battery systems

Dimensions (mm)



RECESSING CUT (mm):

- wall
- ceiling



125 x 260

Specification




Input Voltage:	24V AC/DC, 50V AC/DC, 110V AC/DC or 230V AC/DC
Wattage:	1W
Mode of Operation:	Maintained
Working Temperature:	0°C - 40°C
Tested To:	BS EN 60598-2-22
Material:	Polycarbonate body
Emergency Lumen Output:	130lm

Version 1.02/2020

Additional Information

- Surface mounted
- Plexi glass and white polycarbonate body
- Supplied with ISO Universal Exit Legend Sticker
- Recessing kit available
- Drop legend available
- European Manufacture
- Suitable for internal and external use
- Class II

Code	Description	Dimensions (L x W x D mm)
HORIZON CB24 1W LED	HORIZON 1W LED Surface Mounted Emergency Slave Bulkhead - 24V	276 x 143 x 44
HORIZON CB50 1W LED	HORIZON 1W LED Surface Mounted Emergency Slave Bulkhead - 50V	276 x 143 x 44
HORIZON CB110 1W LED	HORIZON 1W LED Surface Mounted Emergency Slave Bulkhead - 110V	276 x 143 x 44
HORIZON CB230 1W LED	HORIZON 1W LED Surface Mounted Emergency Slave Bulkhead - 230V	276 x 143 x 44
HORIZON LGD	Drop Legend with ISO Universal Sticker	
HORIZON R/KIT	Recessing Kit	

PRODUCT REFERENCE	MOUNTING HEIGHT (M)	TRANSVERSE TO WALL (M) 	TRANSVERSE SPACING (M) 	AXIAL TO WALL (M) 
		1 LUX	1 LUX	1 LUX
1W	2.50	3.50	8.00	3.50
	3.00	3.00	8.50	3.00
	3.50	3.00	9.00	3.00
	4.00	3.00	9.00	3.00

Version 1.02/2020